

This article was downloaded by: [b-on: Biblioteca do conhecimento online UTL]

On: 27 January 2012, At: 13:17

Publisher: Routledge

Informa Ltd Registered in England and Wales Registered Number: 1072954 Registered office: Mortimer House, 37-41 Mortimer Street, London W1T 3JH, UK



Spatial Economic Analysis

Publication details, including instructions for authors and subscription information:

<http://www.tandfonline.com/loi/rsea20>

Migrants and International Economic Linkages: A Meta-Overview

Peter Nijkamp, Masood Gheasi & Piet Rietveld

Available online: 28 Nov 2011

To cite this article: Peter Nijkamp, Masood Gheasi & Piet Rietveld (2011): Migrants and International Economic Linkages: A Meta-Overview, *Spatial Economic Analysis*, 6:4, 359-376

To link to this article: <http://dx.doi.org/10.1080/17421772.2011.610814>

PLEASE SCROLL DOWN FOR ARTICLE

Full terms and conditions of use: <http://www.tandfonline.com/page/terms-and-conditions>

This article may be used for research, teaching, and private study purposes. Any substantial or systematic reproduction, redistribution, reselling, loan, sub-licensing, systematic supply, or distribution in any form to anyone is expressly forbidden.

The publisher does not give any warranty express or implied or make any representation that the contents will be complete or accurate or up to date. The accuracy of any instructions, formulae, and drug doses should be independently verified with primary sources. The publisher shall not be liable for any loss, actions, claims, proceedings, demand, or costs or damages whatsoever or howsoever caused arising directly or indirectly in connection with or arising out of the use of this material.

Migrants and International Economic Linkages: A Meta-Overview

PETER NIJKAMP, MASOOD GHEASI & PIET RIETVELD

(Received June 2011; accepted July 2011)

ABSTRACT *The migration issue is a much debated subject in many developed countries. This study provides a review of the relationship between migrants and their international economic linkages. It then focuses on foreign direct investment (FDI), for both inward and outward FDI. This study aims to offer a synthesis by means of a meta-analysis of various studies, in order to test the robustness of the relationship between migration and FDI. Our results confirm that immigration has a positive impact on FDI investment in both directions (inward and outward), and that these impacts are higher when migrants are highly educated and skilled.*

Migrants et liens économiques internationaux: un méta-aperçu

RÉSUMÉ *Le problème de la migration est un sujet qui suscite un intérêt considérable dans un grand nombre de pays évolués. Cette étude passe en revue les rapports entre les migrants et leurs liens économiques internationaux. Elle se penche en suite sur les investissements étrangers directs (IED), tant pour les IED étrangers que pour les investissements à l'étranger. L'étude s'efforce de présenter une synthèse par le biais de méta-analyses de différentes études, dans le but de tester la solidité des rapports entre migration et IED. Nos résultats confirment que la migration a eu un effet positif sur les investissements IED dans les deux sens (de l'étranger et à l'étranger, et qu'elle a un impact majeur lorsque les migrants sont des personnes hautement qualifiées et spécialisées.*

Los inmigrantes y los enlaces económicos internacionales: una meta-resumen

RESUMEN *La inmigración es un tema muy debatido en muchos países desarrollados. Este estudio proporciona una reseña de la relación entre los inmigrantes y sus enlaces económicos internacionales. Después se enfoca en la Inversión Extranjera Directa (IED), tanto de entrada como de salida. Este estudio tiene como objetivo ofrecer una síntesis mediante un metanálisis de estudios varios para evaluar la solidez de la relación entre inmigración y la IED. Nuestros resultados confirman que la inmigración*

Peter Nijkamp (to whom correspondence should be sent), VU University, De Boelelaan 1105, Amsterdam, 1081 HV, The Netherlands. Email: p.nijkamp@vu.nl. Masood Gheasi, Department of Spatial Economics, VU University, Amsterdam, The Netherlands. Email: m.a.g.gheasi@vu.nl. Piet Rietveld, Department of Spatial Economics, VU University, Amsterdam, The Netherlands. Email: p.rietveld@vu.nl.

tiene un impacto positivo sobre la IED en ambas direcciones (entrada y salida), y que estos impactos son mayores cuando los inmigrantes tiene un alto nivel de educación y cualificación.

移民和国际经济联系：元概述

摘要：移民问题在很多发达国家都是饱受争议的话题。本文回顾了移民间的关系以及他们的国际经济联系。之后，文章聚焦于外国直接投资（FDI），包括入境和出境外国直接投资。本文旨在进行元分析，即综合描述各种相关研究，从而测试移民和外国直接投资间关系的紧密程度。我们的研究结果表明，移民对入境和出境的外国直接投资都有着积极作用，移民受教育程度越好、技术越娴熟，其积极作用也越大。

KEYWORDS: *Immigration; diasporas; foreign direct investment; gravity model; meta-analysis*

JEL CLASSIFICATION: F22; P45

1. The Age of Mobility and Migration

Geographical mobility—either short-range (e.g. commuting, social visits) or long-range (e.g. international tourism, migration)—is on a rising edge. According to Chatwin (1988), at the beginning of our era the average distance a person travelled over an entire lifetime was approximately 15,000 km. The prevailing transportation technology and infrastructure in the ancient past did not allow people to be highly mobile, apart from a few adventurers. At that time, the total distance travelled in the course of a life was equal to the distance of one transatlantic flight between Europe and the USA. With the emergence of the Industrial Revolution (19th century), transportation technology improved significantly, as a result of the introduction of the steam engine, and, consequently, the average mobility of people quadrupled in the space of a few generations. This led to a structural rise in mobility over the past century, with an average annual distance travelled per person at the beginning of this century equal to about 5,000 km. The latter figure has a very skewed distribution, however, with very high mobility rates of people from the developed world, and with a disproportionate share of aviation as a transport mode.

The drastic improvements in transportation and communication technology have not only induced a rapid rise in short-term geographical mobility (such as commuting and vacation trips) but have also laid the foundations for a structural rise in international migration. Over the past few decades, cross-border migration has become a mega-trend of a globalizing economy, to the extent that some people even speak of the ‘age of migration’ (see also Nijkamp, 2010; Goldin *et al.*, 2011).

A few figures may serve to illustrate the dimensions of the international migration phenomenon. At present, more than 200 million people—some 3% of the world population—are living outside their country of origin, with significant variations in immigration rates and net-migration rates per country (for statistical details, see among others United Nations (2004), GCIM (2005), World Bank (2006), OECD (2009), UNDP (2009) and IOM (2010)). By the beginning of this century some 13–17 million Islamic people had found permanent residence in Western Europe (see Caldwell, 2009), a number which corresponds to approximately 5% of the Western-European population. In a small open country like the Netherlands, some 20% of the population have a migrant (first- and

second-generation) background; the share of non-Western migrants in the Dutch population is about 11%.

Migrants form a very heterogeneous population group, with a variety of migration motives, e.g. labour migration, knowledge migration, climate migration, social migration, etc. In a recent OECD study (2009) much attention is paid to the increasing importance of, and intensifying competition among, skilled migrants (see also Berkhout *et al.*, 2007; Poot *et al.*, 2008).

In most countries, rising flows of international migrants have, in the past and the present, prompted fierce debates on the desirability or acceptability of international migration (for a review, see Hatton & Williamson (2006)). The negative perceptions of foreign in-migration originate mainly from three types of arguments: crowding-out effects on the labour market; disproportionate use of social welfare benefits; and anti-social or criminal behaviour. It should be added that most of the (perceived and real) disadvantages are found in large urban concentrations (see Snel & Burgers, 2000; Dagevos, 2006).

The migration debate calls for evidence-based research on the socio-economic consequences of the influx of migrants for the host country concerned. This prompts the need for a solid 'migration impact assessment' (see Nijkamp *et al.*, 2010). The next section is devoted to a brief overview of the state of the art in migration impact analysis. Next we zoom in on a particular class of migrant effects, viz. the contribution of migrants to international economic relations (in particular, trade, tourism and foreign direct investment (FDI)). Then we focus our attention on one specific empirical issue in this context, viz. the contribution of migration to FDI. Subsequently, we will carry out a meta-analysis of previously undertaken quantitative studies on the FDI effects of migration.

2. Migration Impact Assessment (MIA)

Migrants have a variety of impacts on local, regional and national economies in the host country: for instance, on the demographic composition, on social cohesion, on the labour market, on business life, etc. Several of these impacts have direct and indirect economic and financial dimensions, such as tax payments, unemployment benefits, consumer expenditures, remittances, etc. In addition, there may be intangible effects, such as the rise in cultural diversity, the contribution to innovativeness and creativeness, or the rise in international cooperation. These issues have led to the emergence of migration impact assessment (MIA) as an evidence-based scientific investigation into the direct and indirect socio-economic effects of foreign immigration on the local, regional or national economies of a host country. A great variety of MIAs can be found in the literature (see, e.g. Samuel & George, 2002; Borjas, 2005; Saxenian, 2007; Poot, 2008; Sarvimäki, 2009). In Nijkamp (2010) an illustrative overview of different MIAs from various countries (e.g. New Zealand, Australia, UK, Germany, the Scandinavian countries, the US States, and the EU Member States) is given. There appears to be a vast array of specific research concerns and methodological approaches in these studies, but the overwhelmingly evident conclusion from this diversity of research approaches is that the often-heard complaints about negative impacts of migrants are not supported by empirical facts: migrants tend to have a neutral or modest positive effect on local labour markets, regional development and spatial distributions (see Bakens & Nijkamp, 2010; Nijkamp & Poot, 2011).

Migration impacts can be divided into various distinct categories (see also Boeri & Brücker, 2005; Pekkala, 2005; Nijkamp, 2010), as shown in Subsections 2.1–2.5.

2.1. Labour Market Effects

These effects refer to wage developments and/or (un)employment conditions of natives as a consequence of migrant entries into the labour market. The scientific challenge in this field is not to look at direct correlations between these two phenomena, but to position labour market impacts of migrants in a broader context. For example, the earnings gap literature stipulates that the duration of stay of a migrant determines his income (and the income differences between migrants and natives), so that newcomers are always in a less-privileged position. Convergence of wages and employment conditions will only be achieved if the average wages of migrants grow faster than those of the natives, but then migrants obviously lose their competitive advantage (which reduces convergence trends). Thus, the analysis of labour market disparities is fraught with many short- and long-term, direct and indirect, competition effects.

The labour market effects of migrants have been investigated in many empirical studies; and recently, several meta-analytical modelling efforts have been undertaken by Longhi *et al.* (2005a, b, 2008a, b, 2009) on the wage and job effects of migrants. The final conclusions from these comparative studies are rather straightforward: there is no evidence that migration has significantly negative impacts on the wages or employment of natives. In other words, the crowding-out hypothesis does not find a clear justification in the international empirical literature.

2.2. Welfare Effects

Welfare effects refer to income, and income convergence, and distribution effects. Again, these effects have been extensively studied in the international literature. A recent meta-analytic study by Ozgen *et al.* (2010a) shows that the overall effect of immigration on income convergence is slightly negative, although the authors also find that a positive net migration favours economic growth, so that the net effect is somewhat ambiguous, but by no means *a priori* negative. Clearly, higher positive welfare effects are found, if the skill level of migrants is higher. Also in this context, the duration of stay and the geographical scale of analysis are intervening factors.

2.3. Business Effects

Migrants have to make a living, often under problematic circumstances. It is, therefore, no wonder that many migrants resort to ethnic or migrant entrepreneurship as a source of income ('the stranger is the trader') (see Waldinger *et al.*, 1990; Baycan-Levent & Nijkamp, 2009). This phenomenon has become a popular research topic in the business economics literature. Several empirical studies have been carried out by Sahin *et al.* (2007, Sahin *et al.* (2010)) and Nijkamp *et al.* (2010). The overall conclusions from various studies are that migrant entrepreneurs make up an increasing share of SMEs in Western urban agglomerations, that they are able to fill important niche markets (e.g. ethnic products), and that they are increasingly oriented towards up-scaling their activities (Kourtit & Nijkamp, 2011). The overall

finding of an abundance of migrant entrepreneurship studies is that migrant business leads to an upgrade of the economic vitality of Western cities.

2.4. Cultural Diversity and Innovation Effects

Since the seminal work of Jane Jacobs (1961) on the ‘urban melting pot’ hypothesis, much research work has been undertaken on the impacts of cultural diversity—mainly as a consequence of foreign migrants—on the socio-economic development of an area. This effect has recently been investigated in a quantitative modelling study by Ozgen *et al.* (2010b), who come to the conclusion that for NUTS 2 regions in Europe, the degree of innovation runs parallel to the share of migrants. Migrants are often concentrated in urban agglomerations, and the authors also find that a positive population growth in urban areas leads to more innovations. Finally, the authors find that skill levels and the country of origin of migrants have a positive welfare effect. Their conclusion is that cultural-ethnic diversity favours the regional innovation potential (see also Baycan-Levent, 2010).

2.5. International Linkages

Migration reflects international trade in labour. It is, therefore, plausible that international linkages—trade, tourism, FDI—are favoured by migration. This issue is addressed in a more detailed way in the remaining parts of this paper. We begin with a summary of the existing literature (Section 3), and later in Section 4 we provide a quantitative synthesis of the empirical literature through the use of meta-analytical modelling.

3. Migration and International Economic Impacts

Labour migration among countries is essentially a specific form of international trade. It is well known from the trade literature that the benefits of trade are higher the more the countries involved have a more diversified socio-economic structure. An exchange of uniform workers would, by definition, not have a welfare-enhancing effect. Thus, diversification and complementarity are key for successful international migration.

In the recent macroeconomic literature we observe an increasing interest in the triangle of international migration, trade in goods and services, and foreign direct investment (FDI) (see e.g. Mattoo & Carzaniga, 2003; ODI, 2008; Poot & Strutt, 2009). It is noteworthy that, despite clear similarities in international flows of goods and of people, the policy treatment of these flows differs vastly. In contrast to trade, international migration is subject to a multitude of institutional rules and regulatory systems (see Chia, 2006; Plane & Hoffman, 2009). Consequently, there may be some parallel movements between international flows of people and goods, but there is no *a priori* linear correlation. This can be illustrated from the trade and migration statistics in OECD countries: the ratio of immigrants to the native population is approximately 6%, whereas the ratio of imports to GNP is approximately 27% (see Hatton, 2007).

Furthermore, the foreign investments of a given country are essentially a complement to immigration: instead of importing people, production is outsourced (see Gera *et al.*, 2004; Kugler & Rapoport, 2007). The relative importance of both

phenomena depends, of course, on the relative factor prices and the market potential in the destination country.

Finally, international trade is influenced by the transaction costs between the countries of origin and destination. Several migration-related factors have an impact on the economic relationship between two countries (see, e.g. Bryant *et al.*, 2004; Poot & Strutt, 2009). Firstly, there are generic income and trade effects from the rise in welfare as a consequence of economic efficiency increases from international labour migration. Next, the limited access of immigrants to local labour markets—caused by language, cultural and social barriers—forces them to resort to self-employment migrant business activities ('the stranger is the trader'), which may occupy specific ethnic market niches (see Dunlevy & Hutchinson, 1999; Kourtit & Nijkamp, 2011). Thirdly, most migrants still keep social bonds with their country of origin, so that through this medium international connectivity—and hence also trade—is encouraged (see World Bank, 2006), while their taste preferences for products from their original country may have a positive influence on the international trade of specific goods. Finally, most migrants are rather familiar with the operation of markets in their countries of origin, so that transaction costs (including trade risks) may be lower (see Gould, 1994; Wolf, 2000; Girma & Yu, 2002; Combes *et al.*, 2003).

As a result of the above factors, it seems plausible to assume that the import effects of migration may be larger than the export effects. The order of magnitude of these effects is co-determined by the skill levels of migrants and their duration of stay (see also Dunlevy & Hutchinson, 1999; Ching & Chen, 2000; Rauch & Trindade, 2002; Münz *et al.*, 2006; White, 2007).

Several case studies confirm the above observations (see also OECD, 2003). For example, Blanes-Cristóbal (2003) concludes that immigration in Spain has reinforced the trade intensity with various countries of migration origin. Law *et al.* (2009) find for New Zealand that a 10% rise of migrants from a source country means a rise of 0.6% in exports to that country and a rise of 1.9% in imports from that country. Similarly, Mundra (2005) comes to the conclusion that the immigration effect on imports in the USA is positive for both final and intermediate goods, while this effect on exports is only positive for final goods. Finally, Lewer & van den Berg (2009) argue that, on average, in all OECD countries a 10% rise in immigration from an origin country to a destination country leads to an increase in total trade between those two countries of 4.5 percentage points.

Clearly, international tourism is a very special sector in the foreign trade sector. It seems plausible that trade connections favour international visits, while tourist visits may also induce international trade (see WTTC, 2006; Matias *et al.*, 2007, 2009; van Leeuwen *et al.*, 2009; Gheasi *et al.*, 2011). A particular role is played by VFR tourism ('visits to friends and relatives') (see Williams & Hall, 2000). Various case studies can be found in Seaton & Palmer (1997) and Cohen & Harris (1998). On the relationship between tourism and migration interactions, we refer to studies by Dwyer *et al.* (1993)—who argue that a rise in migration of 10% in Australia leads to an increase in VFR-tourists of 5.5%; by Seetaram (2008)—who argues that the effect of immigration on the demand for tourist services in Australia is relatively higher than the effects of trade growth or population growth; and by CAA (2009)—which observes a significant relationship between migration and GNP in the UK and a weaker relationship between VFR-tourism and GNP.

The previous empirical evidence is clearly somewhat anecdotal, but it is clear that a positive correlation between migration and trade (and tourism) may be hypothesized. This would call for a more solid empirical test framework, based on a synthesis of many studies on the migration–trade nexus (see also a study by Genc *et al.* (2010)). A more specific application will be undertaken next in Section 4 on the migration–FDI nexus.

4. Migration and FDI: A Meta-Overview

Meta-analysis is the technique of statistically combining the results of different studies that largely address the same impact question. One objective of meta-analysis is to test the null hypothesis that a pooled combination of different point estimates is equal to zero when findings from the entire area of research are combined (Cipollina & Salvatici, 2010). Meta-analysis became a popular and valuable tool, thanks to the work of Glass & Smith (1979), among others. Nowadays, this method is applied in many different research fields in economics. For example, Longhi *et al.* (2005a) studied the impact of immigration on wages; Brander *et al.* (2007) studied eco-tourism; Cipollina & Salvatici (2010) studied the impact of trade agreements on trade flows; Card *et al.* (2010) carried out an analysis of evaluations of active labour market policy; Genc *et al.* (2010) studied the impact of migration on international trade; and in 2005 the *Journal of Economic Surveys* devoted a whole special issue (Vol. 19, No. 3) to this approach.

The extraction of uniform results from different studies may be problematic when decision makers are trying to use background research as a basis for decisions without having available actual case-study records specific to their own situation (Holmgren, 2007). This problem is more common in economics, because the set of independent explanatory variables is often different across studies, while the decision maker may wish to assess the joint effect of the full range of variables. The problem can also be observed at different geographical scale levels. Meta-analysis is a tool that can be used to address such problems.

4.1. Data

In this application, we analyze whether highly educated, poorly educated, skilled and low-skilled migrants have an impact on FDI outward and inward from and to the host country by comparing studies that report one or more estimates of this impact. A notable feature of the studies in this field is that the host countries for the migrants considered are almost without exception OECD countries. So these studies consider the effect of *inward* migration from the perspective of well-developed countries on inward and outward FDI with respect to other countries in the world. A small number of these studies also consider the effect on inward and outgoing FDI of *outward* migration, i.e. of residents of the well-developed country who have migrated to other countries. To distinguish the two approaches we use the term ‘diaspora’ for the latter category. In order to acquire a systematic and representative set of studies, we selected all articles that contain FDI (inward and/or outward) as the dependent variable, and immigration as an explanatory variable. The dependent variable in our meta-analysis is the elasticity of outward or inward FDI with respect to migration. We used only publications written in the English language. We do not expect this to be a source of bias in the present application.

Papers were also selected via an extensive search on Google Scholar; in this way, we also accessed working papers that are not published in academic journals. We also used the technique of snowballing, viz. carefully scanning through the references of studies included. It is noteworthy that there is a high degree of comparability of results between the published and the unpublished papers in our database.

Our final sample includes nine publications (three published in academic journals, and six working papers or unpublished studies). These yielded up to 167 regressions from which the migrant (emigrant, immigrant or both) elasticity of outward and/or inward FDI could be derived. We have in total 140 point estimates for outward FDI, and 125 point estimates for inward FDI. Table 1 lists the studies, and the countries to which the analysis pertains.

We then divided the studies into two classes, viz. published articles and unpublished articles. It seems plausible that published studies tend to include more accurate econometric analyses, because they pass a series of tests and amendments before publication. Many study characteristics are coded as dummy variables, equal to 1 for each regression that has a particular attribute. Other study characteristics are numerical, such as the dates of the observations of the primary study. We also recorded the econometric methodology employed to estimate the gravity model. A distinction was made between OLS, the Tobit model, IV, 3SLS and GMM. With respect to the specification, it was also noted whether a fixed-effects or random-effects panel data-generating process was assumed, and whether the model was static or allowed for autocorrelation.

The dimensions of the panel data (first year, final year, number of cross-sections, observations per cross-section, number of host countries or regions, number of home countries) are also taken into account. While the core specification was very similar across most studies, some covariates did vary between studies. Dummy variables therefore indicated the presence of the following covariates: migrants with tertiary education; migrants with primary education; skilled migrants; low-skilled migrants; diasporas; diasporas in OECD countries;

Table 1. Statistics used in the meta-analysis

Study	# of estimated equations	Time period	Country	Outward/Inward
Gao (2003)	2	1984–1997	China	Inward
Dolman (2007)	12	2000–2000	OECD	Outward & inward
Murat & Flisi (2007)	27	1991–2004	Germany	Outward & inward
		1990–2004	Italy	Outward & inward
		1990–1999	France	Outward & inward
		1990–1995	United Kingdom	Outward & inward
Murat & Pistoresi (2009)	7	1990–2005	Italy	Outward & inward
Murat & Flisi (2009)	75	1990–1999	France	Outward & inward
		1991–2006	Germany	Outward & inward
		2002–2005	Italy	Outward & inward
		2003–2006	Spain	Outward & inward
		1990–2001	United Kingdom	Outward & inward
Javorcik <i>et al.</i> (2010)	30	1990–2000	US	Outward
Lewer & van den Berg (2009)	1	1991–2000	OECD	Outward & inward
Simone & Manchin (2010)	7	1995–2007	EU15	Inward
Gheasi <i>et al.</i> (2011)	6	2001–2007	UK	Outward & inward

Note: In most cases the elasticity of FDI with respect to the stock of migrants is estimated for various levels of education.

diasporas in non-OECD countries; population; distance; colonial ties; conflict; and institution quality.

The institution quality in the studies covered for our meta-analysis represents the quality of the business climate, and it is measured by using the average of voice and accountability, political stability, government effectiveness, regulatory quality, rule of law, and control of corruption from the ‘governance matters’ indicator developed by Kaufmann *et al.* (2009) or from the World Bank Institute, Governance & Anti-Corruption—Aggregate Governance Indicators.

4.2. Descriptive Analysis

Our descriptive statistics show a great degree of heterogeneity across studies. Table 2 presents the descriptive statistics by country. The mean values of the outward and inward FDI elasticities are positive. The ranges are broad, and when we look at the negative elasticities, the UK has the highest negative elasticity in outward FDI (-0.779), and it also has the most positive elasticity (1.703). For inward FDI even larger variations are observed. Table 2 thus shows that there is a strong variation in estimation outcomes on the migration elasticity. In the present subsection we follow a descriptive approach to this variation, while in the next subsection a multivariate analysis will be carried out. Special attention is given to the role of education levels and the skill of migrants.

Table 2 shows that the mean elasticity of outward and inward FDI is positive, and the elasticity of outward FDI is slightly higher (0.360) than for inward FDI (0.324). Furthermore, we have studies where various levels of migrants’ education and skills are distinguished, and our data suggest that there is a difference in impacts with respect to the education levels and skills of immigrants. Table 3 shows the education and skill impact of migrants on the outward and the inward FDI. For example, for outward FDI we find a mean elasticity of 0.532 for higher-educated migrants and -0.478 for poorly educated migrants, and for inward FDI the gaps are even bigger. If we look at the skill level of immigrants in outward FDI, we can see that skilled migrants have a positive mean elasticity of 0.657 , while low-skilled migrants have a negative mean elasticity of -0.203 . The impacts of skilled and low-skilled migrants are even bigger in inward FDI. Furthermore, we also have some estimates for the effect of diasporas. Table 4 shows the impact of diasporas on outward and inward FDI investment in the studies. The mean values for diasporas

Table 2. Descriptive statistics by country

Country	Outward FDI				Inward FDI			
	No. obs	Mean	Min.	Max.	No. obs	Mean	Min.	Max.
China	NA	NA	NA	NA	2	0.274	0.252	0.295
EU15	NA	NA	NA	NA	7	0.836	0.106	2.956
France	14	0.398	-0.054	1.014	14	0.456	-0.615	1.754
Germany	12	0.278	-0.048	0.609	14	0.256	-0.637	1.243
Italy	37	0.187	-0.620	1.063	37	0.116	-0.810	0.0821
OECD	9	0.617	0.029	1.467	13	0.418	-0.154	1.835
Spain	18	0.418	-0.690	1.282	18	0.407	-1.398	1.628
UK	20	0.466	-0.779	1.703	20	0.351	-1.596	3.004
US	30	0.407	0.084	0.667	NA	NA	NA	NA
<i>Total</i>	<i>140</i>	<i>0.360</i>	<i>-0.779</i>	<i>1.703</i>	<i>125</i>	<i>0.324</i>	<i>-1.596</i>	<i>3.004</i>

Table 3. Descriptive statistics by immigrant's education and skill level

Education level	Outward FDI			Inward FDI				
	No. obs	Mean	Min	Max	No. obs	Mean	Min	Max
Higher-educated migrants	12	0.532	0.134	1.260	2	2.243	1.481	3.004
Poorly-educated migrants	2	-0.478	-0.497	-0.458	2	-1.125	-1.596	-0.708
Skilled-migrants	37	0.657	-0.365	1.703	37	0.992	-0.098	2.603
Low-skilled migrants	29	-0.203	-0.779	0.36	31	-0.575	-1.398	0.008

are remarkably close to each other for the various categories in the table (about 0.45).

Note that the mean values reported in Tables 2–4 do not represent the statistical significance of the estimated elasticities. Therefore, we calculated the weighted average, which includes the statistical significance of the effect size. This calculation can be made in two ways. First, there is the fixed effect (FE) method that takes into account a true effect size, which underlies all the estimates within a certain study, and all differences in effect sizes (elasticity estimates) within a study are due to sampling errors. In the fixed-effect approach the weight assigned to each effect size is then the inverse of its variance (Genc *et al.*, 2010). Secondly, there is the random effect (RE) method that assumes that the true effect size varies from study to study in a stochastic way.

Table 5 presents the FE and RE weighted means effects of immigration on outward and inward FDI. As we can see, the FE model shows that migration has a positive impact on outward FDI. The same holds true for inward FDI, although in some cases slightly positive values are found. In total, the FE weighted mean effect of immigration is slightly bigger for outward FDI (0.196) than for inward FDI (0.176); the scatter plot between the migration elasticity of outward FDI and the migration elasticity of inward FDI for the studies, where both are available, shows a positive relationship (Figure 1). The correlation coefficient is 0.79.

In addition, the weighted and unweighted means of migration on outward and inward FDI by articles published in journals or unpublished are given in Table 6. The differences between the various means for the published and unpublished estimates are modest. Of the 140 effect sizes for outward FDI, 38 (27%) come from journal articles. For inward FDI, from 125 effect sizes, 10 (8%) come from journal articles.

In Figures 2 and 3 the effect sizes are plotted against their standard error for a measure precision. The vertical axis presents the standard errors of the effect sizes, and the elasticities are measured along the horizontal axis. The broken line indicates the expected 95% confidence intervals for a given standard error, assuming no heterogeneity between studies. In general, a large set of observations outside the

Table 4. Descriptive statistics by emigrant category

Emigrant	Outward FDI			Inward FDI				
	No. obs	Mean	Min	Max	No. obs	Mean	Min	Max
Diaspora	4	0.482	0.293	0.749	9	0.419	0.250	0.805
Diaspora in OECD	4	0.319	-0.007	0.602	4	0.434	0.048	0.803
Diaspora in non-OECD	4	0.474	0.055	0.823	4	0.458	0.043	0.809

Table 5. Weighted mean effect sizes by country

Country	Outward FDI			Inward FDI		
	No. obs	FE	RE	No. obs	FE	RE
China	NA	NA	NA	2	0.281	0.281
EU15	NA	NA	NA	7	0.209	0.287
France	14	0.337	0.333	14	0.181	0.330
Germany	12	0.064	0.231	14	-0.019	0.182
Italy	37	0.213	0.226	37	0.207	0.177
OECD	9	0.249	0.336	13	0.208	0.204
Spain	18	0.512	0.421	18	0.444	0.338
UK	20	0.181	0.384	20	-0.068	0.115
US	30	0.302	0.343	NA	NA	NA
<i>Total</i>	<i>140</i>	<i>0.196</i>	<i>0.305</i>	<i>125</i>	<i>0.176</i>	<i>0.187</i>

95% confidence intervals indicates a wide range of estimates, and provides the evidence of publication bias. In our funnel plot (Figures 2 and 3) the outliers are mostly from unpublished articles. Furthermore, the meta-regression model is demonstrated to be better at removing the heterogeneity in both directions of FDI (outward and inward).

Our studies also differ by the estimation method used. Table 7 summarizes the mean elasticity estimates obtained by different estimation methods. For outward FDI, a large number of estimates are obtained by OLS, that is, 107 out of 140 estimates (76.4%), and 25 out of 140 (17.9%) are obtained by IV/3SLS/GMM by model estimation. For inward FDI, the share of estimates by OLS is even higher, with 102 out of 125 (81.6%), and 12 out of 125 (9.6%) are obtained by a Tobit model. Furthermore, if we look at the FE and RE results in outward FDI, we can see that IV/3SLS/GMM has bigger estimates than those obtained for OLS and Tobit. For inward FDI, the ordinary and weighted (FE, RE) estimates obtained by IV/3SLS/GMM are again larger than the others.

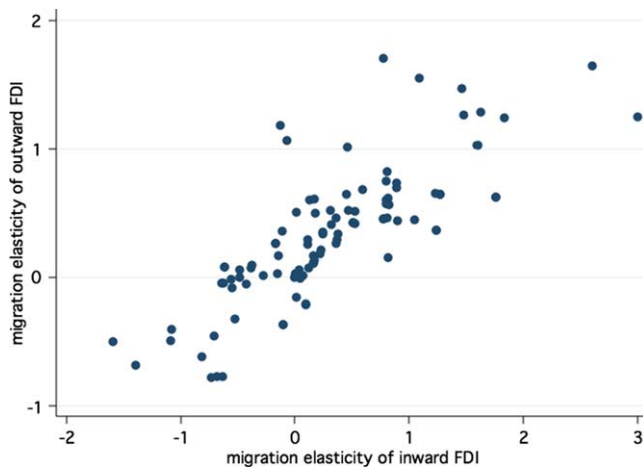


Figure 1. Scatter plot of the migration elasticity of outward and inward FDI when estimated jointly.

Table 6. Unweighted and weighted mean elasticities by publication type

Outlet	Outward FDI				Inward FDI			
	Freq.	Mean	FE	RE	Freq.	Mean	FE	RE
Journal	38	0.366	0.375	0.344	10	0.134	0.252	0.248
Unpublished	102	0.358	0.382	0.277	115	0.340	0.163	0.185
<i>Total</i>	<i>140</i>	<i>0.360</i>	<i>0.196</i>	<i>0.305</i>	<i>125</i>	<i>0.324</i>	<i>0.176</i>	<i>0.187</i>

4.3. Regression Results

After the descriptive analysis of Subsection 4.2, we will now run a meta-analysis regression on our database to find out whether the differences in the results between studies can be related to the characteristics of these studies in a multivariate setting. The basic equation is as follows:

$$\gamma_i = \mathbf{x}_i\boldsymbol{\beta} + u_i + \varepsilon_i, \quad (1)$$

where γ_i represents the effect size from study i , and x_i is the set of study characteristics that are considered to have an impact on the effect sizes of the reported standard error. The algorithm we use in this study is based on the Restricted Maximum Likelihood (REML) method, which maximizes the residual log-likelihood function (see Harbord & Higgins (2000) for details). The estimation of Equation (1) is done separately for the effect sizes for outward and inward FDI. Table 8 gives the description of our variables, while Table 9 shows the estimate results.

The OLS method is the reference method in our regression. We can see that elasticities for outward FDI based on estimates by means of IV are significantly larger than the OLS-based elasticities. The estimates by means of Tobit appear to be smaller than the OLS results; however, the difference is not statistically significant. For inward FDI we do not find a significant difference between the elasticities based on the various estimation methods.

The results on the education of migrants show that education matters. For example, the result of 1.467 for higher-educated migrants in inward FDI means that, compared with the reference case where the total stock of migrants is considered (not distinguished according to education level), the migration elasticity

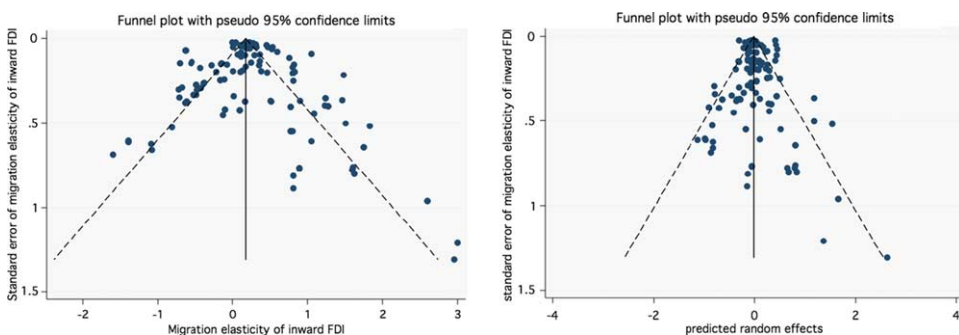


Figure 2. The impact on publication bias of controlling for heterogeneity in the random effects meta-regression model—inward FDI.

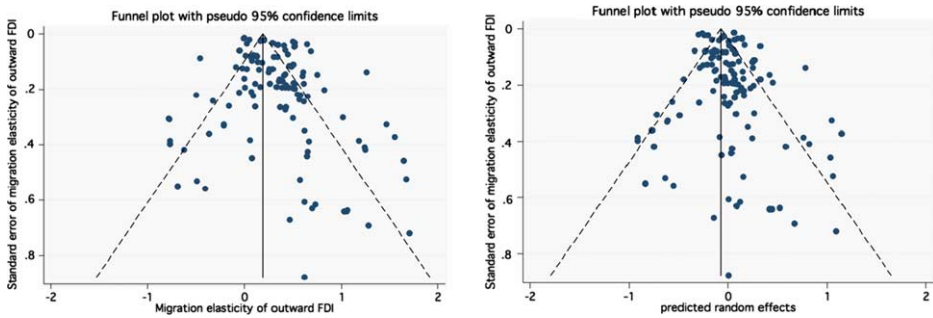


Figure 3. The impact on publication bias of controlling for heterogeneity in the random effects meta-regression model—outward FDI.

is 1.467 times higher when highly educated migrants are considered. For outward FDI we did not find such a significant result; however, the elasticity is larger than in the reference case. Along similar lines, for both inward and outward FDI we find that for poorly educated migrants the elasticity of FDI is significantly lower compared with the reference case where the education level is not considered. Similar results as to those for educated migrants are found for skilled and low-skilled migrants. The skilled migrants’ elasticity is 0.717 times higher in inward FDI compared with the reference case (total stock of migrants); however, the elasticity of skilled migrants is larger than the reference case, but it is statistically insignificant for the outward FDI. For low-skilled migrants the elasticity of FDI is significantly lower than that for the total stock of migrants in both inward and outward FDI, respectively. The elasticity for the ‘diasporas’ which is estimated in Murat & Flisi (2007, 2009) and Murat & Pistoiesi (2009) is significantly larger for both outward (0.287) and inward (0.352) FDI compared with the reference case where the elasticity pertains to immigration. Similar results are also found for the diasporas living in OECD (0.277) and non-OECD (0.289) countries in inward FDI. Thus, we observe a tendency that, for the countries (Italy and Spain) considered here, emigration has a stronger effect on FDI than immigration.

The inclusion of population as a proxy for the size of the market in the gravity model has a positive statistically significant effect on outward FDI. The inclusion of the geographical distance in the gravity model has a negative effect on the estimated elasticities, and it is statistically significant for outward FDI. A negative coefficient is found for the inclusion of a conflict variable in the gravity model. In general, one would expect that conflicts between countries¹ have a dampening effect on both migration and on FDI. Hence, when one ignores the effect of conflict on FDI, part of the impact of conflict is picked up by the migration variable.

Table 7. Unweighted and weighted mean elasticities by estimation method

Method	Outward FDI				Inward FDI			
	Freq.	Mean	FE	RE	Freq.	Mean	FE	RE
OLS	107	0.302	0.172	0.263	102	0.276	0.160	0.170
IV/3SLS/GMM	25	0.520	0.480	0.455	11	0.643	0.221	0.274
Tobit	8	0.632	0.191	0.227	12	0.438	0.211	0.207
<i>Total</i>	<i>140</i>	<i>0.360</i>	<i>0.196</i>	<i>0.305</i>	<i>125</i>	<i>0.324</i>	<i>0.176</i>	<i>0.187</i>

Table 8. Study characteristics included in meta-regression

Variable	Description	Mean value
<i>IV</i>	Equals 1 if the estimation method is IV/3SLS/GMM/FGLS , 0 if it is OLS	0.174
<i>Tobit</i>	Equals 1 if the estimation method is Tobit , 0 if it is OLS	0.072
<i>Mighigher</i>	Equals 1 if the elasticity is estimated for immigration with higher educated , 0 if no distinction is made between education levels	0.072
<i>Migpoorly</i>	Equals 1 if the elasticity is estimated for immigration with poorly educated , 0 if no distinction is made between education levels	0.012
<i>Migskilled</i>	Equals 1 if the elasticity is estimated for skilled immigration , 0 if no distinction is made	0.258
<i>Miglowskilled</i>	Equals 1 if the elasticity is estimated for low-skilled immigration , 0 if no distinction is made	0.210
<i>Diasporas</i>	Equals 1 if the elasticity is estimated for emigrants , 0 otherwise	0.054
<i>OECD-diasporas</i>	Equals 1 if the elasticity is estimated for emigrants to OECD countries , 0 otherwise	0.024
<i>Non-OECD-diasporas</i>	Equals 1 if the elasticity is estimated for emigrants to non-OECD countries , 0 otherwise	0.024
<i>Population</i>	Equals 1 if population is included in the specification, 0 otherwise	0.216
<i>Institq</i>	Equals 1 if institutional quality is included in the specification, 0 otherwise	0.862
<i>Distance</i>	Equals 1 if distance is included in the specification, 0 otherwise	0.934
<i>Colonial tie</i>	Equals 1 if colonial tie is included in the specification, 0 otherwise	0.311
<i>Conflict</i>	Equals 1 if conflict is included in the specification, 0 otherwise	0.180
<i>Journal</i>	Equals 1 if elasticity is estimated in articles published in journals , 0 otherwise	0.240

A related result is found for the colonial tie variable. Colonial ties are expected to stimulate both migration and FDI. When colonial ties are not included in the gravity model for FDI, the colonial ties effect would be partly represented by the migration variable. Interestingly enough, explicitly including colonial ties in the gravity model leads to a *higher* elasticity of FDI with respect to migration. This suggests that colonial ties reinforce the FDI-stimulating effect of migration. The elasticities estimated in articles published in international journals for outward FDI are significantly lower than those for the unpublished articles. For inward FDI, however, the elasticity is lower than the reference case (unpublished article), but it is statistically insignificant.

5. Conclusion

In this paper we have analysed the distribution of immigration elasticities of inward and outward FDI across nine studies that yielded 167 estimates. The results confirm that immigration boosts FDI investment, and that by taking into account the education level of migrants, higher-educated migrants have a larger effect on inward FDI. The average elasticities found are moderate: in the range from 0.196 to 0.305 for outward FDI, and from 0.176 to 0.187 for inward FDI. Our meta-analysis shows that the strongest factor explaining variations in study results is the education level and level of skill of migrants. Highly educated and skilled migrants lead to considerably higher FDI levels (in particular for inward FDI), whereas poorly educated and low-skilled migrants have a large and negative effect on both inward and outward FDI. The estimated migration elasticities show that international networks in the sphere of human capital have reinforcing impacts on networks in terms of capital flows. This holds particularly for highly educated

Table 9. Meta-regression results of migrant stock elasticity of FDI

Variables	Outward FDI	Inward FDI
IV	0.241*** (0.080)	0.062 (0.144)
Tobit	-0.213 (0.210)	-0.103 (0.136)
Mighigher	0.076 (0.092)	1.467*** (0.389)
Migpoorly	-1.172*** (0.224)	-0.901*** (0.334)
Migskilled	0.136 (0.106)	0.717*** (0.123)
Miglowskilled	-0.342*** (0.0996)	-0.520*** (0.109)
Diasporas	0.287*** (0.102)	0.352*** (0.113)
Diasporas in OECD	-0.016 (0.102)	0.277* (0.154)
Diasporas in non-OECD	0.127 (0.141)	0.289* (0.158)
Population	0.364** (0.162)	0.015 (0.229)
Institq	-0.102 (0.169)	-0.152 (0.111)
Conflict	-0.256 (0.180)	
Colonial tie	0.213*** (0.083)	0.148* (0.089)
Distance	-0.232* (0.0997)	-0.231 (0.168)
Journal	-0.204*** (0.113)	-0.120 (0.098)
Constant	0.395*** (0.216)	0.461*** (0.15)
Observations	140	125
Adj R-squared	0.65	0.85

Notes: Standard errors in parentheses. *** $p < 0.01$, ** $p < 0.05$, * $p < 0.1$.

Consult Table 8 for reference categories of the dummy variables.

people. For poorly educated people a different mechanism seems to dominate. The negative impact of education level and skill level on FDI indicates that large numbers of poorly educated and low-skilled migrants flowing into a country suggest that the sending country is not an attractive place for FDI investments. Apparently, it is not the network effect that dominates but the fact that large migration flows of low-educated people appear to be a negative signal for investment opportunities abroad.

Note

1. This variable is dropped from inward FDI, because the studies for inward or combined estimation of inward and outward FDI did not include conflict as an explanatory variable in their estimations.

References

- Bakens, J. & Nijkamp, P. (2010) Lessons from migration impact analysis, *Revista Portuguesa de Estudos Regionais*, 24, 5–16.
- Baycan-Levent, T. (2010) Diversity and creativity as seedbeds for urban and regional dynamics, *European Planning Studies*, 18, 565–594.
- Baycan-Levent, T. & Nijkamp, P. (2009) Characteristics of migrant entrepreneurship in Europe, *Entrepreneurship and Regional Development*, 21, 375–398.
- Berkhout, E. E., Dustmann, C. & Emmer, P. (2007) *Mind the Gap: International Database on Employment and Adaptable Labour (IDEAL)*, SEO Report no. 968, Amsterdam, SEO Economic Research.
- Blanes-Cristóbal, J. V. (2003) *The Link between Immigration and Trade in Spain*, Sevilla, Universidad Pablo de Olavide.
- Boeri, T. & Brücker, H. (2005) Why are Europeans so tough on migrants? *Economic Policy*, 20, 629–703.
- Borjas, G. J. (2005) Foreign-born domestic supply of science and engineering workforce, *American Economic Review*, 95, 56–60.
- Brander, L. M., van Beukering, P. & Cesar, H. S. J. (2007) The recreational value of coral reefs: a meta-analysis, *Ecological Economics*, 63, 209–218.
- Bryant, J., Genç, M. & Law, D. (2004) *Trade and Migration to New Zealand*, Working Paper No. 2004/18, New Zealand Treasury: Wellington.
- Caldwell, C. (2009) *Reflections on The Revolution in Europe: Immigration, Islam and the West*, New York: Doubleday.
- Card, D., Kluge, J. & Weber, A. (2010) Active labour market policy evaluations: a meta-analysis, *The Economic Journal*, 120, 452–477.
- Chatwin, B. (1988) *What Am I Doing Here?*, London, Penguin.
- Chia, S. Y. (2006) Labor mobility and East Asian integration, *Asian Economic Policy Review*, 1, 349–367.
- Ching, H. S. & Chen, L. L. (2000) Links between emigrants and the home country: the case of trade between Taiwan and Canada, in: H. Kohno, P. Nijkamp & J. Poot (eds) *Regional Cohesion and Competition in the Age of Globalization*, Cheltenham, Edward Elgar.
- Cipollina, M. & Salvatici, L. (2010) Reciprocal trade agreements in gravity models: a meta-analysis, *Review of International Economics*, 18, 63–80.
- Civil Aviation Authority (CAA) (2009) *International Relations: The Growth in Air Travel to Visit Friends or Relatives*, London: The United Kingdom Government.
- Cohen, A. J. & Harris, N. G. (1998) Mode choice for VFR journeys, *Journal of Transport Geography*, 6, 43–51.
- Combes, P., Lafourcade, M. & Mayer, T. (2003) *Can Business and Social Networks Explain the Border Effect Puzzle?* Working Paper No. 2003-02, Paris: Ventre d'Etudes Prospectives et d'Informations Internationales (CEPII).
- Dagevos, J. (2006) *Hoge (Jeugd) werkloosheid onder Etnische Minderheden*, Den Haag, SCP. Available at: <http://www.integratie.net/binaries/kiem/bulk/onderzoek/2006/1/hoge-werkloosheid-onder-etnische-minderheden-scp.pdf>.
- Dolman, B. (2007) Patterns of migration, trade and foreign direct investment across OECD countries, Paper presented at the 12th Dynamics, Australia: Economic Growth and International Trade Conference, 29–30 June.
- Dunlevy, J. A. & Hutchinson, W. K. (1999) The impact of immigration on American import trade in the late nineteenth and early twentieth centuries, *Journal of Economic History*, 59, 1043–1062.
- Dwyer, L., Burnley, I., Forsyth, P. & Murphy, P. (1993) *Tourism–Immigration Interrelationships*, Report Paper, Canberra: Bureau of Immigration and Population Research.
- Gao, T. (2003) Ethnic Chinese networks and international investment: evidence from inward FDI in China, *Journal of Asian Economics*, 14, 611–629.
- Genc, M., Gheasi, M., Nijkamp, P. & Poot, J. (2010) The impact of immigration on international trade: a meta-analysis, Paper presented at the Migrant Diversity and Regional Disparity in Europe (MID–REDIE) workshop, Helsinki, 18–19 November.
- Gera, S., Laryea, S. A. & Songsakul, T. (2004) *International Mobility of Skilled Labour: Analytical and Empirical Issues and Research Priorities*, Econ WPA 2004 D-01 (online).
- Gheasi, M., Nijkamp, P. & Rietveld, P. (2011) Migration and foreign direct investment: education matters, *Tinbergen Institute Discussion Paper*, No 136/3.
- Gheasi, M., Nijkamp, P. & Rietveld, P. (2011) Migration and tourist flows, in: A. Matias & P. Nijkamp (eds) *Advances in Tourism Economics*, pp. 111–126, Heidelberg, Physika-Verlag.
- Girma, S. & Yu, Z. (2002) The link between immigration and trade: evidence from the United Kingdom, *Weltwirtschaftliches Archiv*, 138, 115–130.
- Glass, G. V. & Smith, M. L. (1979) Meta-analysis of research in class size and achievement, *Educational Evaluation and Policy Analysis*, 1, 2–16.
- Global Commission on International Migration (GCIM) (2005) *Migration in an International World*, Geneva: GCIM.
- Goldin, I., Cameron, G. & Balarajan, M. (2011) *Exceptional People*, Princeton, NJ, Princeton University Press.

- Gould, D. (1994) Immigration links to the home country: empirical implications for US bilateral trade flows, *Review of Economics and Statistics*, 76, 302–316.
- Harbord, R. M. & Higgins, J. P. T. (2000) Meta-regression in Stata, *Stata Journal*, 8, 493–519.
- Hatton, T. J. (2007) Should we have a WTO for international migration? *Economic Policy*, 22, 339–383.
- Hatton, T. J. & Williamson, J. (2006) *Migration and the World Economy*, Cambridge, MA, MIT Press.
- Holmgren, J. (2007) Meta-analysis of public transport demand, *Transportation Research Part A: Policy and Practice*, 41, 1021–1035.
- International Organization for Migration (IOM) (2010) *World Migration Report. The Future of Migration: Building Capacities for Change*. Available at: http://publications.iom.int/bookstore/free/WMR_2010_ENGLISH.pdf (accessed 3 June 2011).
- Jacobs, J. (1961) *The Death and Life of Great American Cities*, New York, Vintage Books.
- Javorcik, B., Ozden, C., Spatareanu, M. & Neagu, C. (2010) Migrant networks and foreign direct investment, *Journal of Development Economics*, 94, 231–241.
- Kaufmann, D., Kraay, A. & Mastruzzi, M. (2009) Governance Matters VIII: Aggregate and Individual Governance Indicators, 1996–2008, *World Bank Policy Research Working Paper*, No. 4978.
- Kourtit, K. & Nijkamp, P. (2011) Strangers on the move: ethnic entrepreneurs as urban change actors, *Journal of Entrepreneurship & Regional Development*.
- Kugler, M. & Rapoport, H. (2007) International labor and capital flows: complements or substitutes? *Economics Letters*, 94, 155–162.
- Law, D., Gonc, M. & Bryant, J. (2009) *Trade, Diaspora and Migration to New Zealand*, Wellington, NZ Institute for Economic Research.
- Leeuwen, E. Van, Nijkamp, P. & Rietveld, P. (2009) A meta-analytic comparison of regional output multipliers at different spatial levels: economic impacts of tourism, in: A. Matias, P. Nijkamp & M. Sarmento (eds) *Advances in Tourism Economics: New Developments, Heidelberg, Physika-Verlag*, pp. 13–33, Heidelberg, Physika-Verlag.
- Lewer, J. J. & van den Berg, H. (2009) Does immigration stimulate international trade? Measuring the channels of influence, *The International Trade Journal*, 23, 187–230.
- Longhi, S., Nijkamp, P. & Poot, J. (2005a) A meta-analytic assessment of the effect of immigration on wages, *Journal of Economic Surveys*, 19, 451–477.
- Longhi, S., Nijkamp, P. & Poot, J. (2005b) The fallacy of ‘job robbing’: a meta-analysis of estimates of the effect of immigration on employment, *Journal of Migration and Refugee Issues*, 1, 131–152.
- Longhi, S., Nijkamp, P. & Poot, J. (2008a) Meta-analysis of empirical evidence on the labour market impact of immigration, *Région et Développement*, 27, 161–191.
- Longhi, S., Nijkamp, P. & Poot, J. (2008b) The impact of immigration on the employment of natives in regional labour markets: a meta-analysis, in: J. Poot, B. Waldorf & L. van Wissen (eds) *Migration and Human Capital*, pp. 173–193, Cheltenham, Edward Elgar.
- Longhi, S., Nijkamp, P. & Poot, J. (2009) Joint impacts of immigration on wages and employment: review and meta-analysis, *Journal of Geographical Systems*, 12, 355–387.
- Matias, A., Nijkamp, P. & Neto, P. (eds) (2007) *Advances in Modern Tourism Research: Economic Perspectives*, Heidelberg, Physika-Verlag.
- Matias, A., Nijkamp, P. & Sarmento, M. (eds) (2009) *Advances in Tourism Economics: New Developments*, Heidelberg, Physika-Verlag.
- Mattoo, A. & Carzaniga, A. (2003) *Moving People to Deliver Services*, Washington, DC, World Bank.
- Mundra, K. (2005) Immigration and international trade: a semiparametric empirical investigation, *The Journal of International Trade and Economic Development*, 14, 65–91.
- Münz, R., Straubhaar, Th., Vadean, F. & Vadean, N. (2006) *Costs and Benefits of European Immigration*, Paris, OECD.
- Murat, M. & Flisi, S. (2007) *Migrants Business Networks and FDI*, Center for Economic Research Working Papers 2.
- Murat, M. & Flisi, S. (2009) *Immigrant Links, Diasporas and FDI: An Empirical Investigation on Five European Countries*, Center for Economic Research Working Papers 32, Modena.
- Murat, M. & Pistoresi, B. (2009) Emigrants and immigrants networks in FDI, *Journal of Applied Economic Letters*, 16, 1261–1264.
- Nijkamp, P. (2010) *The Age of Migration*, Amsterdam, Department of Spatial Economics, VU University.
- Nijkamp, P. & Poot, J. (2011) Regional economic impact of migration, in: P. Nijkamp, J. Poot & M. Sahin (eds) *Migration Impact Assessment*, Cheltenham, Edward Elgar (forthcoming).
- Nijkamp, P., Sahin, M. & Baycan-Levent, T. (2010) Migrant entrepreneurship and new urban economic opportunities: identification of critical success factors by means of qualitative pattern recognition analysis, *Journal of Economic and Social Geography*, 101, 371–391.
- Organisation for Economic Co-operation and Development (OECD) (2003) *OECD Economic Surveys: Spain*, OECD Economic Surveys 2003/7, Paris: OECD.

- Organisation for Economic Co-operation and Development (OECD) (2009) *The Future of International Migration to OECD Countries*, Paris: OECD.
- Overseas Development Institute (ODI) (2008) *Mapping the Global Partnership for Development*, London: ODI. Available at: <http://www.odi.org.uk/projects/documents/530-data-collecton-template-migration.pdf>.
- Ozgen, C., Nijkamp, P. & Poot, J. (2010a) The effect of migration on income convergence: meta-analytic evidence, *Papers in Regional Science*, 89, 537–561.
- Ozgen, D., Nijkamp, P. & Poot, J. (2010b) Migrant diversity and spatial innovation patterns in Europe, Paper presented at the ERSA conference, Lodz.
- Pekkala, S. (2005) *Economic Impacts of Immigration; A Survey*, Discussion Paper No. 362, Helsinki, Government Institute for Economic Research (VATT).
- Plane, D. A. & Hoffman, L. (2009) Immigration in the USA, in: H. S. Geyer (ed.) *International Handbook of Urban Policy*, pp. 259–275, Cheltenham, Edward Elgar.
- Poot, J. (2008) Demographic change and regional competitiveness: the effects of immigration and ageing, *International Journal of Foresight and Innovation Policy*, 4, 129–145.
- Poot, J. & Strutt, A. (2009) International trade agreements and international migration, *The World Economy*, 33, 1923–1954.
- Poot, J., Waldorf, B. & van Wissen, L. (2008) *Migration and Human Capital*, Cheltenham: Edward Elgar.
- Rauch, J. E. & Trindade, V. (2002) Ethnic Chinese networks in international trade, *Review of Economics and Statistics*, 84, 116–130.
- Sahin, M., Nijkamp, P. & Baycan Levent, T. (2007) Multicultural diversity and migrant entrepreneurship: the case of the Netherlands, *ITU A/Z*, 4, 22–46.
- Sahin, M., Nijkamp, P. & Stough, R. (2010) Impact of urban conditions on firm performance of migrant entrepreneurs: a comparative Dutch–US study, *The Annals of Regional Science*, 46, 661–689.
- Samuel, J. & George, S. (2002) Globalization, migration and development, *Canadian Studies in Population*, 29, 31–52.
- Sarvimäki, M. (2009) *Essays on Migration*, Helsinki: Government Institute for Economic Research (VATT).
- Saxenian, A. (2007) Brain circulation and regional innovation: the Silicon Valley–Hsinchu–Shanghai triangle, in: K. Polenske (ed.) *The Economic Geography of Innovation*, pp. 190–211, Cambridge, Cambridge University Press.
- Seaton, A. V. & Palmer, C. (1997) Understanding VFR tourism behaviour: the first five years of the United Kingdom tourism survey, *Tourism Management*, 18, 345–355.
- Seetaram, N. (2008) Immigration and tourism demand: evidence from Australia, Paper presented at the CAUTHE 2008 Conference, Australia.
- Simone, G. de & Machin, M. (2010) Outward migration and inward FDI: factor mobility between eastern and western Europe, Paper presented at the 10th ETSG annual conference, Warsaw.
- Snel, E. & Burgers, J. (2000) The comfort of strangers—etnische enclaves in de grote steden, *Amsterdams Sociologisch Tijdschrift*, 27, 292–313.
- United Nations, UN (2004) *World Economic and Social Survey 2004; International Migration*, New York, UN Department of Economic and Social Affairs.
- United Nations Development Programme (UNDP) (2009) *Overcoming Barriers: Human Barriers and Development*, Human Development Report: New York, UNDP.
- Waldinger, R., Aldrich, H. & Ward, R. (eds) (1990) *Ethnic Entrepreneurs: Immigrant Business in Industrial Societies*, Newbury Park, CA, Sage.
- White, R. (2007) Immigrant–trade links, transplanted home bias and network effects, *Applied Economics*, 39, 839–852.
- Williams, A. M. & Hall, C. M. (2000) Tourism and migration: new relationships between production and consumption, *Tourism Geographies*, 2, 5–27.
- Wolf, H. C. (2000) International home bias in trade, *Review of Economics and Statistics*, 82, 555–563.
- World Bank (2006) *Global Economic Prospects. Economic Implications of Remittances and Migration*, Washington, DC, World Bank.
- World Travel and Tourism Council (WTTC) (2006) *Blueprint for New Tourism*, London: WTTC. Available at: www.sttc.org.